





Monthly retail sales report (YOY)

■ United States

	June 2023 (YOY)	
Tractor		-2 ~ 10%
Mower & RTV		+Double digits
CE		+Double digits

■ Thailand (domestic sales only)

	June 2023 (YOY)	
Tractor		-Double digits

*Note

- The ratio above indicates the percentage change of the retail sales unit (based on internal sales report as of the date this sales report released) from the same month of the previous year and they are subject to change in the future.
- “Flat” indicates that the percentage change is less than 2%.